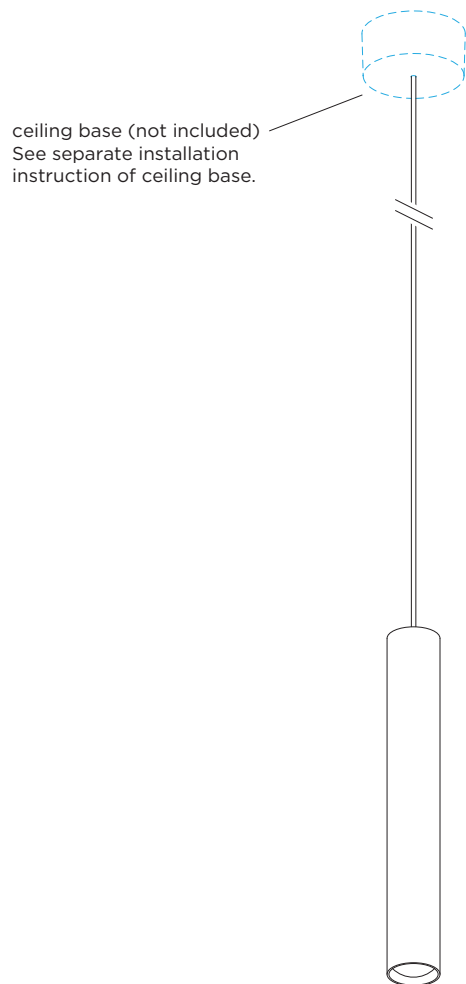
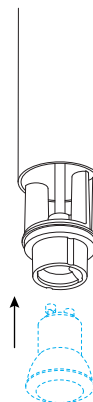


RAY HEXO MINI SUSPENDED

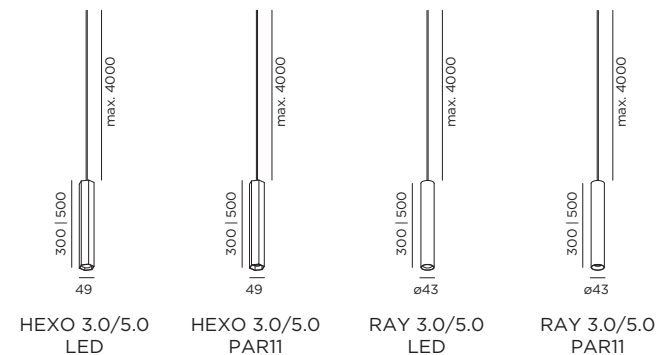
INSTALLATION INSTRUCTIONS | FEBRUARY 2025



1 Only for PAR11



DIMENSIONS

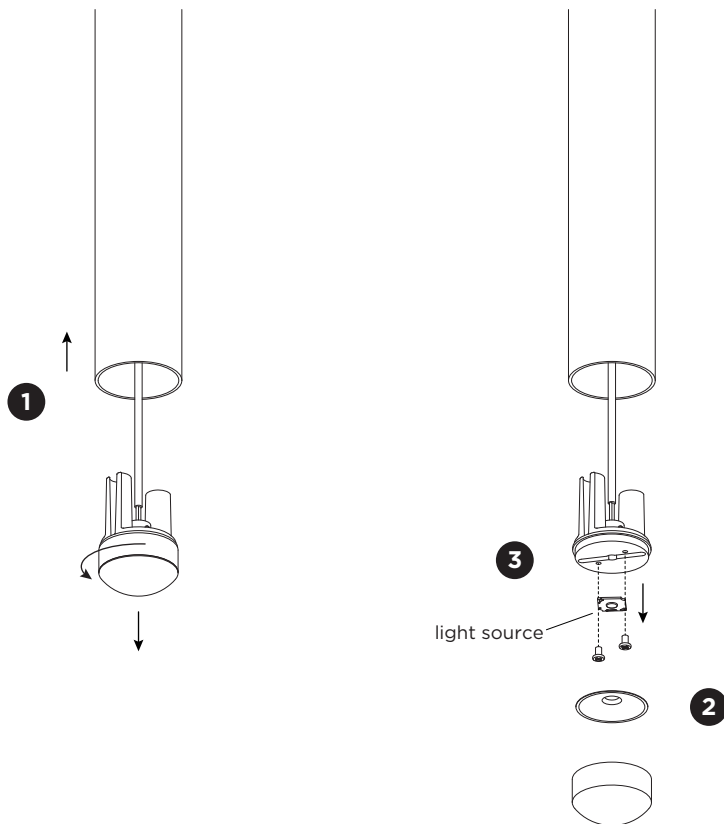


MOUNTING INSTRUCTION

- 1 Only for PAR11:
Pull up the cover and insert the lamp in the socket.

RAY HEXO MINI SUSPENDED

INSTALLATION INSTRUCTIONS | FEBRUARY 2025



DISMOUNTING AND RECYCLING INSTRUCTIONS only for LED Light source

- 1** Pull up the tube and unscrew the lens.
- 2** Remove the reflector.
- 3** Loosen the wires and unscrew the light source to remove it.



The light source is replaceable by Wever & Ducreé or by a professional with explicit authorisation. For more information please contact your local Wever & Ducreé customer service point.



This luminaire contains a light source with the energy class E.