



PROJECT

TYPE

OPMERKINGEN

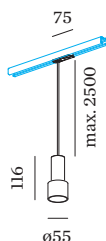
HOEVEELHEID

DATUM



CRI
≥ 90

oppervlak Matzwart natgelakt; mat textuur; RAL 9005; lampfitting GU10; lamptype PAR16; max. 12W; 100 - 240 V; beschermingsgraad IP20; Klasse 1; lamp niet inbegrepen;



ALGEMEEN

| |
|----------------------------------|
| Plafond |
| Trackpendel |
| Matzwart |
| RAL 9005 ^a |
| IP20 |
| Interieur |
| CIE flux code: 94 98 100 100 100 |

LED

| |
|------------------------|
| lamp PAR16 |
| lampfitting GU10 |
| max. per socket 12.0 W |
| CRI ≥ 90 |

ELEKTRISCH

| |
|-----------------------------------|
| incl. adapter 1-fase Global track |
| 100 - 240 V |
| Klasse 1 |

FYSISCH

| |
|----------------------------|
| diameter 55 mm |
| hoogte 116 mm |
| 0.29 kg |
| Adapter 75 mm |
| incl. adapter 1-fase track |

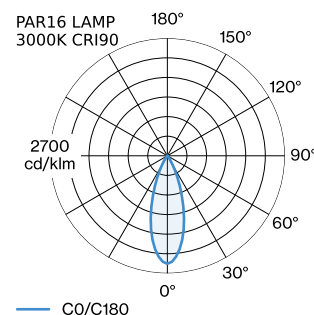
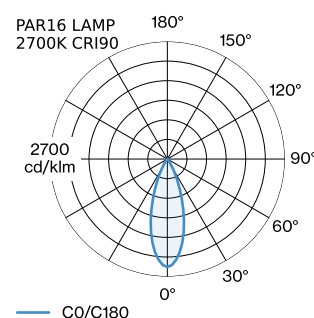
^a De kleur kan vanwege productieomstandigheden iets afwijken.

GEMETEN LAMPEN

| |
|------------------------|
| PAR16 LAMP 3000K CRI90 |
| 480 lm |
| 6.5 W |

| |
|------------------------|
| PAR16 LAMP 2700K CRI90 |
| 460 lm |
| 6.5 W |

LICHTVERDELING





MONTAGEACCESSOIRES

Regelbare hoek

| Type | Kleur | L-B-H (MM) | Artikel nummer |
|--------------|-------|------------|----------------|
| 1-fase track | Zwart | 81-81-20 | 90014041 |
| 1-fase track | Wit | 81-81-20 | 90014042 |

X-Connector

| Type | Kleur | L-B-H (MM) | Artikel nummer |
|--------------|-------|------------|----------------|
| 1-fase track | Wit | 145-145-20 | 90014049 |
| 1-fase track | Zwart | 145-145-20 | 90014050 |

TRACK ACCESSOIRES

Coverplaat eindvoeding

| Type | Kleur | L-B (MM) | Artikel nummer |
|--------------------------|-------|----------|----------------|
| 1-fase track ingebouwd | Wit | 75-50 | 90014124 |
| 1-fase track ingebouwd | Zwart | 75-50 | 90014125 |

Coverplaat I/L/T/X

| Type | Kleur | L-B (MM) | Artikel nummer |
|--------------------------|-------|----------|----------------|
| 1-fase track ingebouwd | Wit | 100-100 | 90014126 |
| 1-fase track ingebouwd | Zwart | 100-100 | 90014127 |

Eindkap

| Type | Kleur | L-B-H (MM) | Artikel nummer |
|-----------------------------|-------|------------|----------------|
| 1-fase track links/rechts | Wit | 24-30-20 | 90014028 |
| 1-fase track links/rechts | Zwart | 24-30-20 | 90014029 |

Eindvoeding | links

| Type | Kleur | L-B-H (MM) | Artikel nummer |
|--------------|-------|------------|----------------|
| 1-fase track | Wit | 88-30-20 | 90014018 |
| 1-fase track | Zwart | 88-30-20 | 90014019 |

Eindvoeding | rechts

| Type | Kleur | L-B-H (MM) | Artikel nummer |
|--------------|-------|------------|----------------|
| 1-fase track | Wit | 88-30-20 | 90014020 |
| 1-fase track | Zwart | 88-30-20 | 90014021 |

L-connector

| Type | Kleur | L-B-H (MM) | Artikel nummer |
|-----------------------|-------|------------|----------------|
| 1-fase track links | Wit | 88-55-20 | 90014024 |
| 1-fase track links | Zwart | 88-55-20 | 90014025 |
| 1-fase track rechts | Wit | 88-55-20 | 90014026 |
| 1-fase track rechts | Zwart | 88-55-20 | 90014027 |

Voeding midden

| Type | Kleur | L-B-H (MM) | Artikel nummer |
|----------------------|-------|------------|----------------|
| 1-fase track recht | Wit | 145-30-20 | 90014036 |
| 1-fase track recht | Zwart | 145-30-20 | 90014037 |

Montagebeugel

| Type | L-B-H (MM) | Artikel nummer |
|--------------------------|------------|----------------|
| 1-fase track ingebouwd | 35-59-35 | 90014100 |


Rechte connector

| Type | Kleur | L-H (MM) | Artikel nummer |
|----------------------|-------|----------|----------------|
| 1-fase track recht | Wit | 65-17 | 90014022 |
| 1-fase track recht | Zwart | 65-17 | 90014023 |

Ophangset 1.5m

| Type | Kleur | Ø-H (MM) | Artikel nummer |
|-----------------------|-------|----------|----------------|
| 1-fase track pendel | Wit | 29-1500 | 90014101 |
| 1-fase track pendel | Zwart | 29-1500 | 90014102 |

Ophangset 3.0m

| Type | Kleur | Ø-H (MM) | Artikel nummer |
|-----------------------|-------|----------|----------------|
| 1-fase track pendel | Wit | 29-3000 | 90014103 |
| 1-fase track pendel | Zwart | 29-3000 | 90014104 |

T-Connector 1.0

| Type | Kleur | L-B-H (MM) | Artikel nummer |
|--------------|-------|------------|----------------|
| 1-fase track | Wit | 145-55-20 | 90014010 |
| 1-fase track | Zwart | 145-55-20 | 90014011 |

T-Connector 2.0

| Type | Kleur | L-B-H (MM) | Artikel nummer |
|--------------|-------|------------|----------------|
| 1-fase track | Wit | 145-55-20 | 90014012 |
| 1-fase track | Zwart | 145-55-20 | 90014013 |

T-Connector 3.0

| Type | Kleur | L-B-H (MM) | Artikel nummer |
|--------------|-------|------------|----------------|
| 1-fase track | Wit | 145-55-20 | 90014014 |
| 1-fase track | Zwart | 145-55-20 | 90014015 |

T-Connector 4.0

| Type | Kleur | L-B-H (MM) | Artikel nummer |
|--------------|-------|------------|----------------|
| 1-fase track | Wit | 145-55-20 | 90014016 |
| 1-fase track | Zwart | 145-55-20 | 90014017 |

Track Adapter 1.0

| Type | Kleur | L-H (MM) | Artikel nummer |
|--------------|-------|----------|----------------|
| 1-fase track | Zwart | 85-45 | 90014043 |
| 1-fase track | Wit | 85-45 | 90014044 |

ELEKTRISCHE ACCESSOIRES
Artikel nummer

W901228B3

W901228B5

LAMPEN
PAR16 LED lamp

| Type | Kleur | Ø-H (MM) | Artikel nummer |
|------------------------|--------|----------|----------------|
| 2700K >90 CRI GU10 | Wit | 50-60 | 901228W3 |
| 3000K >90 CRI GU10 | Wit | 50-60 | 901228W5 |
| 2700K >80 CRI GU10 | Zilver | 50-60 | 905227S2 |
| 3000K >80 CRI GU10 | Zilver | 50-60 | 905227S4 |



TRACKS

Trackprofiel 1m

| Type | Kleur | L·B·H (MM) | Artikel nummer |
|------------------------------|-------|------------|----------------|
| 1-fase track opbouw/pendel | Wit | 1000:30:20 | 90014001 |
| 1-fase track opbouw/pendel | Zwart | 1000:30:20 | 90014007 |
| 1-fase track ingebouwd | Wit | 1000:50:20 | 90014118 |
| 1-fase track ingebouwd | Zwart | 1000:50:20 | 90014119 |

Trackprofiel 2m

| Type | Kleur | L·B·H (MM) | Artikel nummer |
|------------------------------|-------|------------|----------------|
| 1-fase track opbouw/pendel | Wit | 2000:30:20 | 90014002 |
| 1-fase track opbouw/pendel | Zwart | 2000:30:20 | 90014008 |
| 1-fase track ingebouwd | Wit | 2000:50:20 | 90014120 |
| 1-fase track ingebouwd | Zwart | 2000:50:20 | 90014121 |

Trackprofiel 3m

| Type | Kleur | L·B·H (MM) | Artikel nummer |
|------------------------------|-------|------------|----------------|
| 1-fase track opbouw/pendel | Wit | 3000:30:20 | 90014003 |
| 1-fase track opbouw/pendel | Zwart | 3000:30:20 | 90014009 |
| 1-fase track ingebouwd | Wit | 3000:50:20 | 90014122 |
| 1-fase track ingebouwd | Zwart | 3000:50:20 | 90014123 |