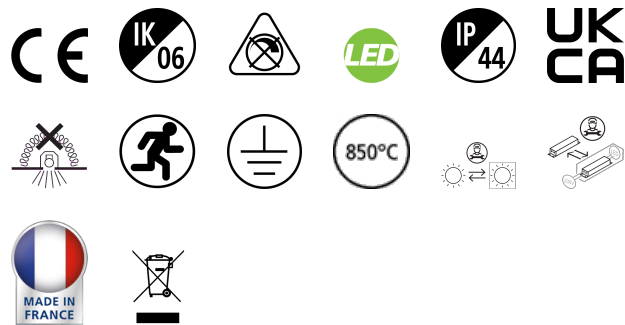


DELTAWING 1200 3K EM

Artikelnummer 0042920



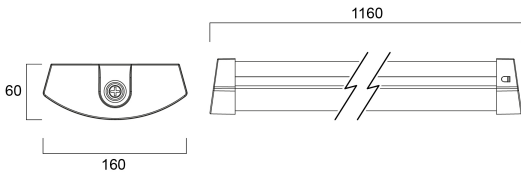
PRO



DELTAWING 1200 3K EM is a ceiling and wall surface, suspended LED luminaire with opal diffuser, 1160x160x60mm dimensions, 38W system power, 4,200lm flux and 111lm/W efficacy, CRI (Ra) >80, 3000K (Warm White) CCT, chromaticity tolerance of 3-step MacAdam ellipse, Constant Current (4-steps DIP switch) driver and 3hrs emergency with LiFePO4 battery, RAL9003 finishing, L70B50 100khrs / L80B50 80khrs lifespan, IK06 impact resistance, IP44 ingress protection rating (in ceiling surface installation), Electrical protection Class I, Glow wire test 850°C.

Technische activa

Afmetingen (mm)

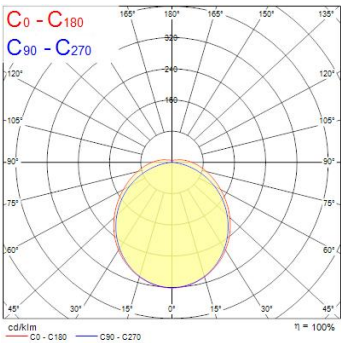


Fotometrie

| Distance [m] | Cone diameter [m] | Beam angle [°] | Beam diameter [m] | Beam area [m²] | Beam flux [lm] | Beam illuminance [lx] |
|--------------|-------------------|----------------|-------------------|----------------|----------------|-----------------------|
| 0.5 | 1.36 | 151° | 1.51 | 0.71 | 5412 | 5412 |
| 1.0 | 2.71 | 151° | 3.01 | 2.84 | 1353 | 1353 |
| 1.5 | 4.07 | 151° | 4.52 | 6.01 | 601 | 601 |
| 2.0 | 5.43 | 151° | 6.02 | 9.01 | 333 | 333 |
| 2.5 | 6.78 | 151° | 7.53 | 12.5 | 215 | 215 |
| 3.0 | 8.14 | 151° | 9.03 | 16.0 | 150 | 150 |

Distance [m] Cone diameter [m] Beam area [m²] Beam flux [lm] Beam illuminance [lx]

— C0 - C180 (Half beam angle: 112.8°) — C90 - C270 (Half beam angle: 107.2°)



DELTAWING 1200 3K EM

Artikelnummer 0042920



General data

| | |
|---------------------------|--|
| Productnaam | DELTAWING 1200 3K EM |
| Technologie | LED (3 SDCM) |
| Lampvoet | N/A |
| Behuizing | PC Polycarbonaat, Staal |
| Montage | Plafondopbouw, Wandopbouw |
| Algemene toepassing | Onderwijs, Logistiek & Industrie, Kantoor |
| Omgevingstemperatuur (°C) | -20°C...+40°C |
| ETIM klasse | EC002892 |
| Garantie | 5 jaar |

Optical data

| | |
|-------------------------------|-----------|
| Lumenstroom armatuur (lm) | 4200 |
| Efficiëntie armatuur lm/W | 111 |
| Kleurtemperatuur (K) | 3000 |
| Lichtkleur | Warmwit |
| CRI (Ra) | 80 |
| Initiële kleurvariatie (SDCM) | SDCM3 |
| Bundel breedte (°) | 120 |
| Type licht distributie | Symmetric |
| Photobiological Risk Group | RG0 |
| Nood duur (u) | 3 |

Electrical data

| | |
|--|-----------------------------|
| Totaal energieverbruik (W) | 38 |
| Primaire voedingsspanning min | 220.0 |
| Primaire voedingsspanning max | 240.0 |
| Lamp arbeidsfactor | 0.9 |
| THD (bij 230 V, 50 Hz, volledige belasting, bij 100% dimniveau) ≤ xx.x % | 20 |
| Elektrische beschermingsklasse | Klasse I |
| Type ballast | LED constante stroom driver |
| Dimbaar | Neen |
| Dimtechnologie | N/A |
| Stuurstroom driver (mA) | 350 |
| Inschakelstroom (A) | 30 |
| Duur inschakelstroom (µs) | 190 |
| Energie-efficiëntieklasse (A->G) van de lichtbron in dit product | E |
| Nominale frequentie (Hz) | 50/60Hz |
| Max. Armaturen per 10A C automaat | 22 |
| Max. Armaturen per 16A C automaat | 35 |
| Max. Armaturen per 16A B automaat | 35 |
| Aansluitbare geleider doorsnede max | 1.5 |

Physical data

| | |
|--------------------|-------------------------|
| Kleur behuizing | RAL 9003 - Signal white |
| IP waarde | IP44 |
| IK waarde | IK06 |
| Afwerking diffusor | Diffuus |
| Materiaal diffusor | PC Polycarbonaat |
| Lengte (mm) | 1160 |
| Breedte (mm) | 160 |
| Hoogte (mm) | 60 |
| Gewicht (kg) | 1.965 |

DELTAWING 1200 3K EM

Artikelnummer 0042920



Packaging

| | |
|--------------------------------|----------------|
| EAN code | 5410288429205 |
| Enkele lengte verpakking (cm) | 124.6 |
| Enkele breedte verpakking (cm) | 16.5 |
| Hoogte eenheidsverpakking (cm) | 6.6 |
| DUN14 (inner) | 15410288429202 |
| Eenheden per omdoos | 4 |
| Lengte omdoos (cm) | 126.0 |
| Breedte omdoos (cm) | 34.5 |
| Diepte omdoos (cm) | 15.2 |

Safety data

| | |
|--------------------------------------|--------|
| Gloeidraad test (°) | 850 |
| Optimale bedrijfsomstandigheden (°C) | -20-40 |