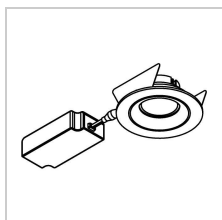


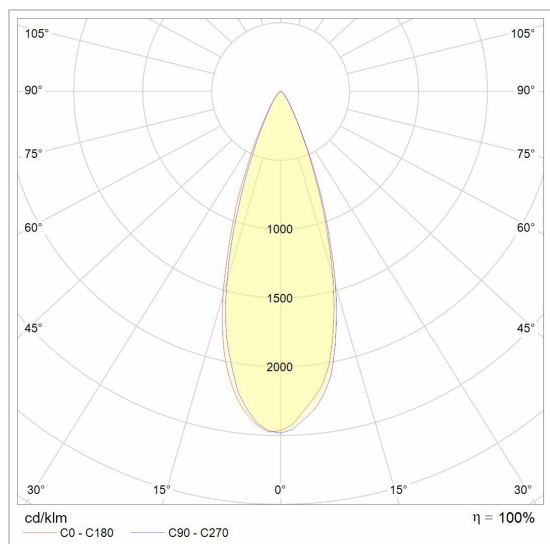
## NOVA FLAT LED + DRIVER

444.10014/..

inbouwspot



### Lichtdistributie



Project \_\_\_\_\_

Type \_\_\_\_\_

Nota \_\_\_\_\_

Aantal \_\_\_\_\_

Datum \_\_\_\_\_

### LED

|          |               |
|----------|---------------|
| Lamptype | Led           |
| Aantal   | 1             |
| Vermogen | 6W            |
| Spanning | 120mA         |
| Kelvin   | 2700K   3000K |
| Lumen    | 450           |
| CRI      | 98            |

### Fysisch

|                      |                |
|----------------------|----------------|
| Type gebruik         | Interieur      |
| Type bevestiging     | Plafond        |
| Type opening         | Rond           |
| Afmetingen opening   | Ø80 mm         |
| Inbouwdiepte         | 50 mm          |
| Afmetingen armatuur  | ø89x40 mm      |
| Type veer            | S2 - bladveren |
| IP-beschermingsgraad | IP20           |
| Reflector            | 36°            |
| Gewicht              | 0,3600 kg      |

### Elektrisch

|                           |   |
|---------------------------|---|
| Spanning                  | ~230V   |
| Armatuurklasse            | II  |
| Led driver                | Inbegrepen  |
| Type dimmer               | Led C   |
| ControlGearReplacableType | Vervangbare voorschakelapparatuur door een installateur |
| Vervangbaarheid lichtbron | Vervangbare lichtbron (enkel LED) door installateur     |






Groendreef 60, 9880 Aalter, Belgium  
T +32 9 374 19 51 - info@psmlighting.be  
www.psmlighting.be

Project \_\_\_\_\_  
Type \_\_\_\_\_  
Nota \_\_\_\_\_  
Aantal \_\_\_\_\_  
Datum \_\_\_\_\_

## NOVA FLAT LED + DRIVER

444.10014/..  
inbouwspot

### Kleuren

|  |                  |                             |
|--|------------------|-----------------------------|
|  | 14 alu satijn    | <b>444.10014.14.WW   NW</b> |
|  | 1M wit textuur   | <b>444.10014.1M.WW   NW</b> |
|  | 2M zwart textuur | <b>444.10014.2M.WW   NW</b> |

### Opties

|                              |             |
|------------------------------|-------------|
| supplement - set springveren | S1/..       |
| Lens 15°                     | NOVA.D15/.. |
| Lens 60°                     | NOVA.D60/.. |