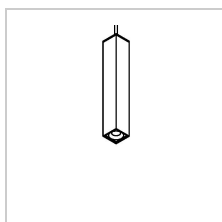

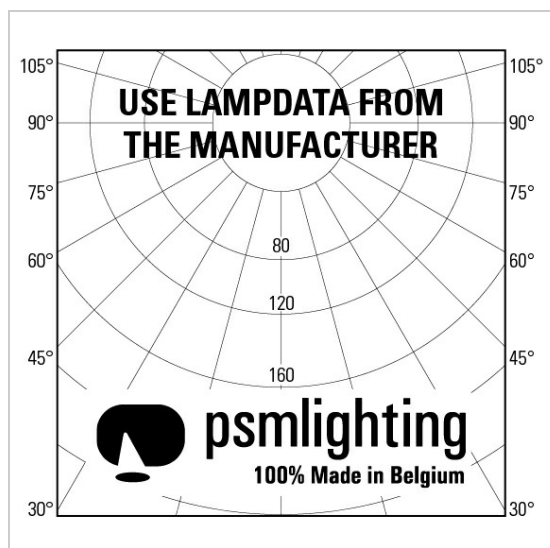


FLAVIE PENDEL

3600.250/..



Lichtdistributie



Project _____

Type _____

Nota _____

Aantal _____

Datum _____

LED

Lamptype	Led
Aantal	1
Vermogen	5,8W
Spanning	
Kelvin	2700K 3000K
Lumen	555
CRI	90

Fysisch

Type gebruik	Interieur
Type bevestiging	Hanglamp
Afmetingen armatuur	40x40x250 mm
Kabel	1500 mm
Eindtype	Textielkabel
IP-beschermingsgraad	IP20
Reflector	48°
Gewicht	0,5500 kg

Elektrisch

Aansluitstroom	=500mA
Armatuurklasse	III
LED driver	Niet inbegrepen
Vervangbaarheid lichtbron	Vervangbare lichtbron (enkel LED) door installateur
Energie efficiëntie	G

Project _____

Type _____

Nota _____























Aantal _____

Datum _____

FLAVIE PENDEL

3600.250/..

Kleuren

	119		TX33 mokka	3600.250.119.TX33.WW NW
	127		TX33 mokka	3600.250.127.TX33.WW NW
	13M		TX43 zacht brons	3600.250.13M.TX43.WW NW
	14		TX11 alu grey	3600.250.14.TX11.WW NW
	16		TX2 black	3600.250.16.TX2.WW NW
	1M		TX1 white	3600.250.1M.TX1.WW NW
	23		TX33 mokka	3600.250.23.TX33.WW NW
	230		TX44 dark grey	3600.250.230.TX44.WW NW
	2M		TX2 black	3600.250.2M.TX2.WW NW
	47		TX2 black	3600.250.47.TX2.WW NW
	77		TX1 white	3600.250.77.TX1.WW NW