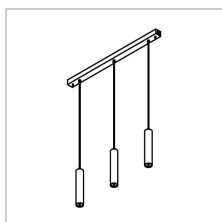
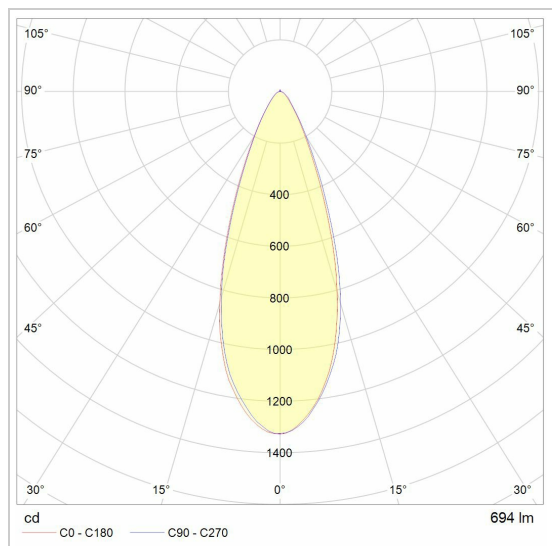


## MERO

1907.3/..



### Lichtdistributie



Project \_\_\_\_\_

Type \_\_\_\_\_

Nota \_\_\_\_\_

Aantal \_\_\_\_\_

Datum \_\_\_\_\_

### LED

Lamptype	Led
Aantal	3
Vermogen	9,5W
Spanning	
Kelvin	2700K   3000K   4000K
Lumen	700
CRI	92

### Fysisch

Type gebruik	Interieur
Type bevestiging	Hanglamp
Afmetingen armatuur	900x60x1845 mm
Basis	L900xB45xH45 mm
tube	Ø60xH300 mm
Kabel	1500 mm
IP-beschermingsgraad	IP20
Reflector	36°
Gewicht	3,3500 kg

### Elektrisch

Aansluitspanning	~230V
Armatuurklasse	I
Dimbaar	Led C
Vervangbaarheid lichtbron	Replaceable (LED only) light source by and end user
Energie efficiëntie	G













Groendreef 60, 9880 Aalter, Belgium  
T +32 9 374 19 51 - info@psmlighting.be  
www.psmlighting.be

Project \_\_\_\_\_  
Type \_\_\_\_\_  
Nota \_\_\_\_\_  
Aantal \_\_\_\_\_  
Datum \_\_\_\_\_

## MERO

1907.3/..

### Kleuren

	16		TXM	brass	1907.3.16.TXM.WW   NW   CW
	1M		TX1	white	1907.3.1M.TX1.WW   NW   CW
	216		TX2	black	1907.3.216.TX2.WW   NW   CW
	216		TXM	brass	1907.3.216.TXM.WW   NW   CW
	2M		TX2	black	1907.3.2M.TX2.WW   NW   CW