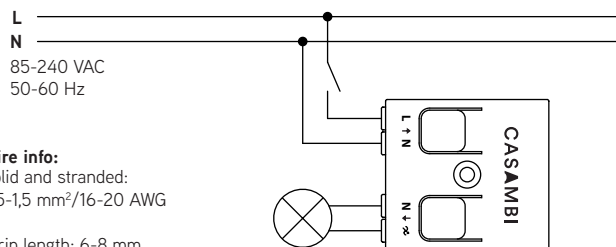
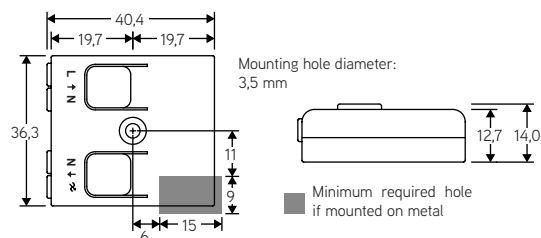


ITC-TRIAC
Bluetooth controllable dimmer**Warning!**

Hazardous voltages. Risk of electric shock or fire. Only qualified professionals should make the connections. Disconnect the mains power supply and verify its absence prior to installation.

Wiring diagram**Dimensions****Load suitability**

Type of load	Max. load
Incandescent and high voltage halogens (R)	150 W
High quality dimmable LED bulbs (C) ¹⁾	50 W
High quality dimmable CFL bulbs (C) ¹⁾	50 W
Trailing edge dimmable LED drivers (C) ^{1) 2)}	50 W
Low voltage halogens with electronic transformers (C) ^{1) 2)}	50 W
High voltage AC LED modules (R) ³⁾	150 W
Luminescent lamps, non-dimmable LED and CFL bulbs (C)	Not allowed
Wire wound transformers, electric motors and other inductive loads (I)	Not allowed

Never connect inductive loads, such as iron core transformers. This could cause permanent damage to the dimmer. Do not mix different types of loads.

¹⁾ Dimming quality depends solely on the load electronics.

Do not connect more than two LED or CFL bulbs to one CBU-TED.
Do not mix different types of bulbs or loads.

²⁾ Do not connect more than two electronic transformers to one CBU-TED.

³⁾ Some LED modules may flicker at low dimming levels.

Description

CBU-TED is a Bluetooth controllable, Casambi enabled trailing-edge dimmer for operation of incandescent lamps, dimmable LED lamps and dimmable LED control gear. It can be installed behind a traditional wall switch, inside a luminaire or into a ceiling outlet box. Maximum allowable ambient temperature must be observed.

CBU-TED is able to control up to 150 W. The maximum permissible load varies according to different load types.

CBU-TED can be controlled with Casambi app, available for iOS and Android devices, as well as with traditional wall switches. The Casambi app can be downloaded free of charge from Apple App Store and Google Play Store.

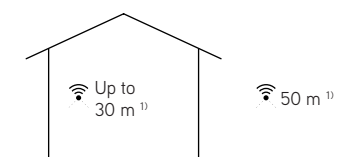
Different Casambi enabled products can be used as a simple one luminaire direct control to a complete and full featured light control system where up to 127 units form automatically an intelligent mesh network.

Installation

Make sure that the mains voltage is switched off when making any connections. Use 0,5-1,5 mm² solid or stranded conductor electrical wires. Strip the wire 6-8 mm from the end.

Press the buttons on top of the dimmer case and insert the wires to the corresponding holes. Make sure to connect the input and output correctly. Input connector is marked with letters L and N, while the output connector is marked with letter N and a symbol with a wave and an arrow (⤿).

If you install the dimmer into a heat sensitive environment (i.e. inside a luminaire or in a ceiling outlet box above a luminaire), make sure that the ambient temperature does not exceed the specified maximum value. Using the dimmer in a heat sensitive environment may limit the maximum output power.

Range

Casambi uses mesh network technology so each CBU-TED acts also as a repeater. Longer ranges can be achieved by using multiple Casambi units.

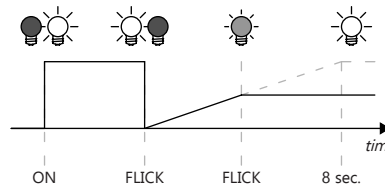


Compatible devices:
iPhone 4S or later
iPad 3 or later
iPod Touch 5th gen or later
Android 4.4 KitKat or later devices
produced after 2013 with full BT 4.0 support

¹⁾ Range is highly dependant on the surrounding and obstacles, such as walls and building materials.

Dimming without app

- Turn lights on from a wall switch.
- Quickly flick the wall switch off (max. 1 sec.) and back on. The light level starts to increase gradually.
- Flick the switch again at desired dim level. The selected level is saved automatically.
- If the second flick is not done within 8 sec. the light intensity reaches its maximum level.
- Flicking the switch can also be used to switch between predefined scenes.

**Technical data****Input**

Voltage range:	85-240 VAC
Frequency:	50-60 Hz
Max. mains current:	0,65 A
No-load standby power:	< 0,3 W

Output

Dimming method:	trailing-edge phase control
Max. output power:	
- Incandescent and high voltage halogen bulbs:	150 W @ 230 VAC 70 W @ 110 VAC
- High voltage AC LED modules:	150 W @ 230 VAC 70 W @ 110 VAC
- Dimmable LED and CFL bulbs:	50 W @ 230 VAC 25 W @ 110 VAC
- Dimmable electronic transformers:	50 W @ 230 VAC 25 W @ 110 VAC
Max. output current:	0,65 A
Min. load requirement:	1 W
Max. current pulse:	4 A

Radio transceiver

Operating frequencies:	2,4...2,483 Ghz
Maximum output power:	+4 dBm

Operating conditions

Ambient temperature, ta:	-20...+45 °C
Max. case temperature, tc:	+65 °C
Storage temperature:	-25...+75 °C
Max. relative humidity:	0...80%, non-cond.

Connectors

Wire range, solid & stranded:	0,5-1,5 mm ² 16-20 AWG
Wire strip length:	6-8 mm

Mechanical data

Dimensions:	40,4 x 36,3 x 14,0 mm
Weight:	15 g
Degree of protection:	IP20 (indoor use only)

Disposal Instructions

In line with EU Directive 2002/96/EC for waste electrical and electronic equipment (WEEE), this electrical product must not be disposed of as unsorted municipal waste.

Please dispose of this product by returning it to the point of sale or to your local municipal collection point for recycling.

