

Wedge Nut



Accessory

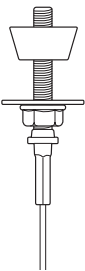
Designed to lock quickly and securely into the re-entrant channel of decking profiles, creating a hanger for a variety of mechanical and electrical services.

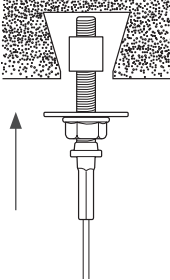
FEATURES / BENEFITS

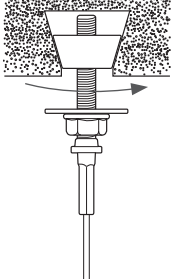
- Fitted easily and securely by hand, no tools required
- Adjustable and removable, easy to position
- Ideal for use with the Stud end fixing
- The Wedge Nut must be locked into place using a nut and washer, or similar locking method (if using a washer, the diameter must exceed that of the channel entrance in order to create a secure installation)
- Load ratings are dependent on the capacity of the concrete slab, which must be checked in accordance with the decking manufacturer's guidelines (overall responsibility lies with the installer)

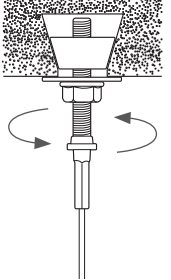


INSTALLATION & MOUNTING CONCEPTS

- 

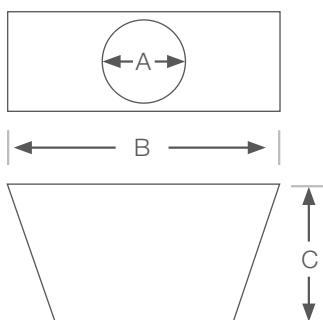
1. Attach washer, Wedge Nut, and nut onto the Stud or adaptor
- 

2. Insert Wedge Nut into the decking channel
- 

3. Rotate the Wedge Nut 90° to lock into the channel
- 

4. Tighten the nut and washer to the decking surface to secure the installation

SPECIFICATION



Dimension	mm	mm
A	M6	M8
B	25	25
C	13	13
Product code	WEDGE625	WEDGE825

Load Rating:

Dependent of the capacity of the concrete slab

Material:

Zinc plated steel

IMPORTANT INFORMATION

1. Construction materials and conditions vary on different sites. If it is suspected that the base material has insufficient strength to achieve a suitable fixing, contact GripplE Ltd. The responsibility for judgement of base material strength lies with the installer, and not with GripplE Ltd.
2. The information and recommendations given herein are believed to be correct at time of writing. The data has been obtained from tests done under laboratory, or other controlled conditions and it is the users responsibility to use the data given in light of conditions on site, taking account of the intended use of the products concerned.
3. Whilst GripplE Ltd can give general guidance and advice, the nature of GripplE products means that the ultimate responsibility for selecting the correct product for a particular application must lie with the customer.
4. All products must be used, handled and applied in accordance with current product instructions and manufacturers recommendations for use, published by GripplE Ltd.

PI-WEDGENUT-ENG-EU

www.gripplE.com

GripplE's policy is one of continuous development and innovation. We therefore reserve the right to alter specifications, etc. without notice.


GripplE Europe SARL | 1, rue du commerce | BP 37 | 67211 Obernai Cedex | France
Tel +33 (0)3 88 95 44 95 Fax +33 (0)3 88 95 08 78 email info@gripplE.com