


Gripple Corner Saddles

A right-angled reinforcement molding for positioning and supporting Gripple hangers on rectangular ductwork.

ADVANTAGES

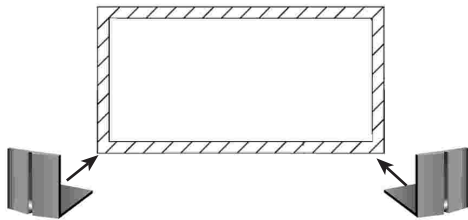
- Reinforces rectangular ductwork against wire friction when used with Gripple hangers, No.1 - No.3.
- Easily repositioned.
- Magnetic version is kept in place with magnets to enable easy fitting, and positioning.



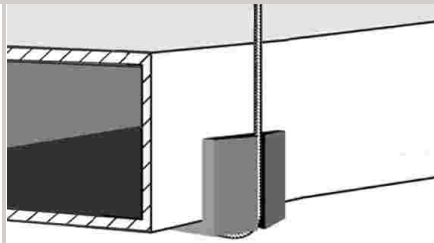
MAGNETS - DO'S AND DONT'S

- Magnets only attract to ferrous materials e.g. steel products, including galvanized steel and iron-based products.
- Magnets do not attract to aluminum, plastic or brass.
- Temperature working range is -22°F to 131°F.
- Magnets can damage sensitive equipment when brought into close proximity, e.g. televisions, computer screens and discs, pacemakers, credit cards, store cards, telephone cards etc.

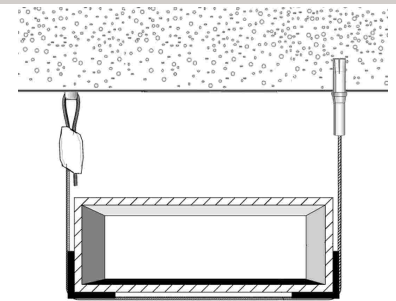
INSTALLATION



1. Attach corner saddles to bottom corners of ductwork.

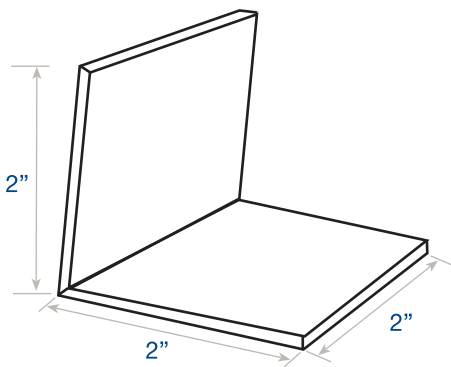


2. Run wire through the channels on the corner saddles.



3. The completed installation.

CORNER SADDLE SPECIFICATION



Standard corner saddles:

HF-CORNER-SADDLE

Magnetic version:

HF-CORNER-SADDLE-MAG

Important Information

1. Construction materials and conditions vary on different sites. If it is suspected that the base material has insufficient strength to achieve a suitable fixing, contact Gripple Inc. The responsibility for judgement of base material strength lies with the installer, and not with Gripple Inc.
2. The information and recommendations given herein are believed to be correct at time of writing. The data has been obtained from tests done under laboratory, or other controlled conditions and it is the user's responsibility to use the data given in light of conditions on site, taking account of the intended use of the products concerned.
3. While Gripple Inc can give general guidance and advice, the nature of Gripple products means that the ultimate responsibility for selecting the correct product for a particular application must lie with the customer.
4. All products must be used, handled and applied in accordance with current product instructions and manufacturers recommendations for use, published by Gripple Inc.
5. Gripple's policy is one of continuous development and innovation. We therefore reserve the right to alter specifications, etc. without notice.