

Signalling Hooter HGW 11

Universal, high-volume sounder for indoor and outdoor applications as well as on board ships



Overview

The HGW11 Signalling Hooter is a sounder used for warning and calling purposes. Its robust housing allows for applications in dry and damp rooms and even outdoors. The seawater-resistant aluminium housing also enables uses on board ships.

The device is driven by a powerful, non-polarized electromagnet. Its housing consists of seawater-resistant aluminium.

The signalling hooter is available with all common nominal voltages.

The HGWR 11 model for 230 VAC additionally comprises a telephone call relay.

The hooter is supplied over a M20 cable gland; the hooter with telephone call relay comprises two of these glands.

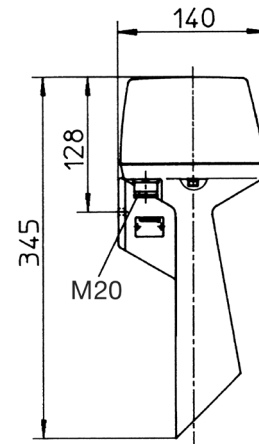
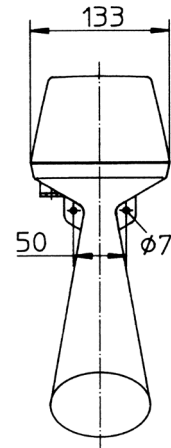
Features

- Corrosion-resistant and extremely sturdy
- Aluminium housing
- Ingress protection IP 56
- Volume: approx. 108 dB(A) in 1 m distance

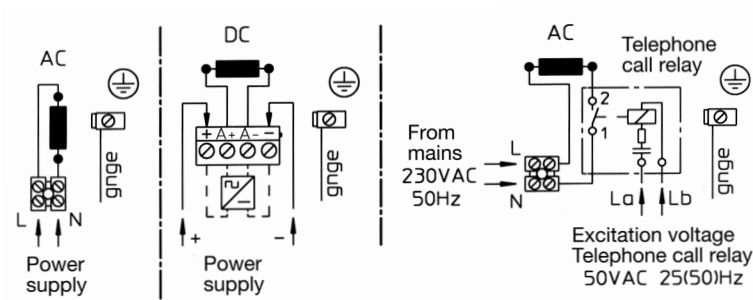
Specifications

Housing	Aluminium, weatherproof varnish
Colour	Grey
Ingress protection	IP 56 according to IEC 60529
Protection class	I
Cable glands	1 x cable gland M20 x 1.5
Connection terminals	Terminal capacity 1.5 mm ²
Volume	Approx. 108 dB(A), in 1 m distance
Operating conditions	Indoors and outdoors
Operating position	With horn facing downward
Operating mode	Continuous operation
Temperature range	
Operation	-20 °C to +60 °C
Storage	-30 °C to +80 °C
Weight	2.7 kg

General arrangement drawing (all dimensions in mm)



Connection diagram



Ordering data

Type	Designation	Input voltage	Tolerance	Current consumption	Art. No.
HGW 11	Signalling Hooter	6 VAC, 50 Hz	+10/-15 %	3.4 A	FHF 212 665 01
HGW 11	Signalling Hooter	12 VAC, 50 Hz	+10/-15 %	1.2 A	FHF 212 665 02
HGW 11	Signalling Hooter	24 VAC, 50 Hz	+10/-15 %	0.65 A	FHF 212 665 03
HGW 11	Signalling Hooter	42 VAC, 50 Hz	+10/-15 %	0.3 A	FHF 212 665 04
HGW 11	Signalling Hooter	60 VAC, 50 Hz	+10/-15 %	0.25 A	FHF 212 665 05
HGW 11	Signalling Hooter	110 VAC, 50 Hz	+10/-15 %	0.15 A	FHF 212 665 06
HGW 11	Signalling Hooter	230 VAC, 50 Hz	+6/-10 %	0.07 A	FHF 212 665 07
HGW 11	Signalling Hooter	120 VAC, 60 Hz	+10/-15 %	0.15 A	FHF 212 666 06
HGW 11	Signalling Hooter	240 VAC, 60 Hz	+10/-15 %	0.07 A	FHF 212 666 07
HGW 11	Signalling Hooter	6 VDC	+10/-15 %	1.0 A	FHF 212 665 11
HGW 11	Signalling Hooter	12 VDC	+10/-15 %	0.6 A	FHF 212 665 12
HGW 11	Signalling Hooter	24 VDC	+10/-15 %	0.3 A	FHF 212 665 13
HGW 11	Signalling Hooter	48 VDC	+10/-15 %	0.24 A	FHF 212 665 14
HGW 11	Signalling Hooter	60 VDC	+10/-15 %	0.15 A	FHF 212 665 15
HGW 11	Signalling Hooter	110 VDC	+10/-15 %	0.08 A	FHF 212 665 16
HGW 11	Signalling Hooter	220 VDC	+10/-15 %	0.05 A	FHF 212 665 17
HGW 11	Signalling Hooter with telephone call relay	230 VAC 50 Hz	+6/-10 %	0.07 A	FHF 212 667 07