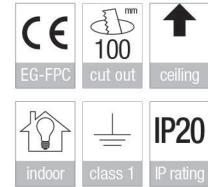
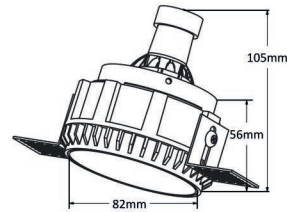



COMMON TRIMLESS



REF	A2038W	Common Trimless white
	A2038B	Common Trimless black

LAMP	QPAR51 35 W max. / LED bulb
BASE	GU10
FINISH	white RAL 9016 tex black RAL 9005 tex
ADJUSTABLE	n/a
CUT-OUT	Ø 100 mm
REMARK	fits all LED replacement bulbs supplied with plaster kit applicable for ceilings in exposed concrete (cut-out Ø 95mm)



ACCESSORIES / FOR TECHNICAL INFO SEE P. 277

RE-LED

C1001/827	Re-LED 827 36° 780 lm @ 500 mA
C1001/830	Re-LED 830 36° 780 lm @ 500 mA
C1001/827/KIT	Re-LED 827 36° incl. driver phase / 1-10 V
C1001/830/KIT	Re-LED 830 36° incl. driver phase / 1-10 V

RE-LED 1200

C1003/927/24	Re-LED 1200 927 24° 1.200 lm @ 350 mA
C1003/927/36	Re-LED 1200 927 36° 1.200 lm @ 350 mA
C1003/930/24	Re-LED 1200 930 24° 1.200 lm @ 350 mA
C1003/930/36	Re-LED 1200 930 36° 1.200 lm @ 350 mA

RE-LED AC

C1002/927/24	Re-LED AC 927 24°
C1002/927/36	Re-LED AC 927 36°
C1002/930/24	Re-LED AC 930 24°
C1002/930/36	Re-LED AC 930 36°

OPTIONS

C6028	Plexi inlay Common series
C6026	Honeycomb Common Series