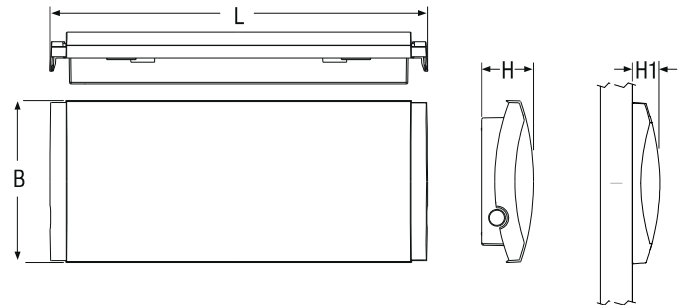
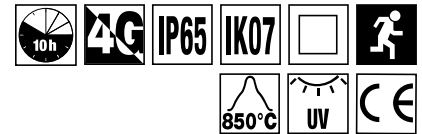




**800  
lumen**

#### GENERAL CHARACTERISTICS

- Power\*** 6, 8, 11, 24 W
- Power supply** 230Vac  $\pm$  10% 50Hz
- Operation** Maintained (SA), Not Maintained (SE)  
Rest Mode: with optional control device (cod. 2730)
- Standard** EN 60598-1, EN 60598-2-2, EN 60598-2-22, EN 1838, EN 50172, EN 62034
- Protection grade** IP65, IK07
- Autonomy** 1h, 2h, 3h
- Recharge** 12h
- Working temp.** 0°C  $\div$  +40°C
- Mounting** recessed, wall, ceiling, suspended ceiling, wall bracket
- Housing** White Polycarbonate RAL 9003
- Optics** Symmetrical, white
- Diffuser** Transparent Polycarbonate
- Light source** LED



Power* W	• Dimensions (mm) •				Visibility Distance (VD)	
	L	B	H	H1	wall	suspended
6	354	152	48.5	26	25 m	28 m
8	354	152	48.5	26	25 m	28 m
11	354	152	48.5	26	25 m	28 m
24	354	152	48.5	26	25 m	28 m

\* Indicative power for comparison with fluorescent tube fixtures

## Autoripara Battery



- 1 SAFETY:** the AUTORIPARA system intervenes if the main battery fails.
- 2 LUMINOUS FLUX:** operators can choose to set both batteries to operate simultaneously, doubling the luminous flux
- 3 AUTONOMY:** operators can choose to set both batteries to operate simultaneously, doubling the autonomy of the device

## AutoRipara Accessories

supplied

Order code	Description	Battery
<b>RA01</b>	AUTORIPARA BATTERY SYSTEM (NiMH 3.6V 1.2Ah)	
<b>RA03</b>	AUTORIPARA BATTERY SYSTEM (NiMH 3.6V 1.7Ah)	



## Accessories

supplied

Order code	Description
-	CABLE GLAND FORMULA 65
-	ADAPTER TUBE 16/20 WHITE
<b>19044</b>	ADHESIVE SX DX BS F65 (ONLY FOR SA MODELS)

## Accessories

to be ordered separately

Order code	Description
<b>19040</b>	RECESSED BOX + FRAMES F65
<b>19041</b>	CEILING BRACKET F65
<b>19045</b>	WALL BRACKET SUSPENDED F65
<b>19042</b>	DOUBLE SIDED SCREEN WITH LEFT/RIGHT ARROWS F65
<b>19043</b>	DOUBLE SIDED SCREEN WITH DOWN ARROWS F65
<b>19044</b>	ADHESIVE SX DX BS F65

# BCS

## Battery Control System

W*	Order code	Description	Model	Autonomy	Battery	N° LED	Flux** SE lm	Flux SA lm	Power consump. max W	Weight kg	Pack single
6	19200	F65 LED 6W IP65 SE 1N	SE	1h	NiCd 3,6V 0,75 Ah	12	70	-	0,8	0,4	12
6	19201	F65 LED 6W IP65 SE 3H	SE	3h	NiMh 3,6V 1,2 Ah	12	70	-	1,5	0,4	12
8	19202	F65 LED 8W IP65 SE 1N	SE	1h	NiCd 3,6V 0,75 Ah	12	112	-	0,8	0,6	12
8	19203	F65 LED 8W IP65 SE 3H	SE	3h	NiMh 3,6V 1,2 Ah	12	112	-	1,5	0,6	1
8	19204	F65 LED 8W IP65 SA 1N	SA	1h	NiCd 3,6V 0,75 Ah	12	112	56	1,4	0,6	12
8	19205	F65 LED 8W IP65 SA 3H	SA	3h	NiMh 3,6V 1,2 Ah	12	112	56	2,6	0,6	12
11	19206	F65 LED 11W IP65 SE 1N	SE	1h	NiCd 3,6V 0,75 Ah	12	140	-	0,8	0,6	12
11	19207	F65 LED 11W IP65 SE 3H	SE	3h	NiMh 3,6V 1,2 Ah	12	140	-	1,5	0,6	12
11	19208	F65 LED 11W IP65 SA 1N	SA	1h	NiCd 3,6V 0,75 Ah	12	140	70	1,6	0,6	12
11	19209	F65 LED 11W IP65 SA 3H	SA	3h	NiMh 3,6V 1,2 Ah	12	140	70	2,8	0,6	12
24	19210	F65 LED 24W IP65 SE 1N	SE	1h	2xNiCd 3,6V 0,75 Ah	12	224	-	1	0,8	12
24	19211	F65 LED 24W IP65 SE 3H	SE	3h	2xNiMh 3,6V 1,2 Ah	12	224	-	2,1	0,8	12
24	19212	F65 LED 24W IP65 SA 1N	SA	1h	2xNiCd 3,6V 0,75 Ah	12	224	112	2,1	0,8	12
24	19213	F65 LED 24W IP65 SA 3H	SA	3h	2xNiMh 3,6V 1,2 Ah	12	224	112	3,8	0,8	12

# AT

## Auto Test Ripara

W*	Order code	Description	Model	Autonomy	Battery	N° LED	Flux** SE lm	Flux** AR SE lm	Flux SA lm	Power consump. max W	Weight kg	Pack single
8	R0818	F65LED 8W IP65 ATRIPARA SE123H	SE	1-2-3h	NiCd 3.6V 0.75Ah+RA01	12	135/95/78	250/175/125	-	1.5	0.4	1/12
11	R1124	F65LED11W IP65 ATRIPARA SE123H	SE	1-2-3h	NiCd 3.6V 0.75Ah+RA01	12	180/125/90	315/220/160	-	1.5	0.4	1/12
11	R1124SA	F65LED11W IP65 ATRIPARA SA123H	SA	1-2-3h	NiCd 3.6V 0.75Ah+RA01	12	180/125/90	315/220/160	250	4.5	0.6	1/12
24	R2436	F65LED24W IP65 ATRIPARA SE123H	SE	1-2-3h	NiMH 3.6V 1.2Ah+RA01	12	315/220/160	550/385/275	-	1.5	0.6	1/12
24	R2436SA	F65LED24W IP65 ATRIPARA SA123H	SA	1-2-3h	NiMH 3.6V 1.2Ah+RA01	12	315/220/160	550/385/275	280	5.0	0.6	1/12

# LG-AR

## Logica Ripara

W*	Order code	Description	Model	Autonomy	Battery	N° LED	Flux** SE lm	Flux** AR SE lm	Flux SA lm	Power consump. max W	Weight kg	Pack single
8	19234	F65 LED 8W IP65 LG SE 1/2/3H	SE	1-2-3h	NiCd 3.6V 0.75Ah+RA01	12	135/95/78	250/175/125	-	1.5	0.4	1/12
8	19235	F65 LED 8W IP65 LG SA 1/2/3H	SA	1-2-3h	NiCd 3.6V 0.75Ah+RA01	12	135/95/78	250/175/125	210	4	0.4	1/12
11	19236	F65 LED 11W IP65 LG SE 1/2/3H	SE	1-2-3h	NiCd 3.6V 0.75Ah+RA01	12	180/125/90	315/220/160	-	1.5	0.4	1/12
11	19237	F65 LED 11W IP65 LG SA 1/2/3H	SA	1-2-3h	NiCd 3.6V 0.75Ah+RA01	12	180/125/90	315/220/160	250	4.5	0.6	1/12
24	19238	F65 LED 24W IP65 LG SE 1/2/3H	SE	1-2-3h	NiMH 3.6V 1.2Ah+RA01	12	315/220/160	550/385/275	-	1.5	0.6	1/12
24	19239	F65 LED 24W IP65 LG SA 1/2/3H	SA	1-2-3h	NiMH 3.6V 1.2Ah+RA01	12	315/220/160	550/385/275	280	5.0	0.6	1/12

# LG-AR Granluce

## Logica Ripara

W*	Order code	Description	Model	Autonomy	Battery	N° LED	Flux** SE lm	Flux** AR SE lm	Flux SA lm	Power consump. max W	Weight kg	Pack single
24	19246	F65 LED 24W IP65 LG AR SE 1/2/3H S	SE	1-2-3h	2xNiMH 3.6V 1.7Ah	22	400/200/140	800/400/270	-	1.5	0.6	1/12
24	19247	F65 LED 24W IP65 LG AR SA 1/2/3H S	SA	1-2-3h	2xNiMH 3.6V 1.7Ah	22	400/200/140	800/400/270	280	4.5	0.6	1/12

For the GRANLUCE products the supplementary Autoripara Battery is supplied

# LGFM-AR

## Logica FM Ripara

W*	Order code	Description	Model	Autonomy	Battery	N° LED	Flux** SE lm	Flux** AR SE lm	Flux SA lm	Power consump. max W	Weight kg	Pack single
8	19240	F65 LED 8W IP65 LGFM SE 1/2/3H	SE	1-2-3h	NiCd 3.6V 0.75Ah+RA01	12	135/95/78	250/175/125	-	1.5	0.4	1/12
8	19241	F65 LED 8W IP65 LGFM SA 1/2/3H	SA	1-2-3h	NiCd 3.6V 0.75Ah+RA01	12	135/95/78	250/175/125	210	4	0.4	1/12
11	19242	F65 LED 11W IP65 LGFM SE 1/2/3H	SE	1-2-3h	NiCd 3.6V 0.75Ah+RA01	12	180/125/90	315/220/160	-	1.5	0.4	1/12
11	19243	F65 LED 11W IP65 LGFM SA 1/2/3H	SA	1-2-3h	NiCd 3.6V 0.75Ah+RA01	12	180/125/90	315/220/160	250	4.5	0.6	1/12
24	19244	F65 LED 24W IP65 LGFM SE 1/2/3H	SE	1-2-3h	NiMH 3.6V 1.2Ah+RA01	12	315/220/160	550/385/275	-	1.5	0.6	1/12
24	19245	F65 LED 24W IP65 LGFM SA 1/2/3H	SA	1-2-3h	NiMH 3.6V 1.2Ah+RA01	12	315/220/160	550/385/275	280	5.0	0.6	1/12

# LGFM-AR Granluce

## Logica FM Ripara

W*	Order code	Description	Model	Autonomy	Battery	N° LED	Flux** SE lm	Flux** AR SE lm	Flux SA lm	Power consump. max W	Weight kg	Pack single
24	19248	F65 LED 24W IP65 LGFM AR SE 1/2/3H S	SE	1-2-3h	2xNiMH 3.6V 1.7Ah	22	400/200/140	800/400/270	-	1.5	0.6	1/12
24	19249	F65 LED 24W IP65 LGFM AR SA 1/2/3H S	SA	1-2-3h	2xNiMH 3.6V 1.7Ah	22	400/200/140	800/400/270	280	5.0	0.6	1/12

For the GRANLUCE products the supplementary Autoripara Battery is supplied

\* Indicative power for comparison with fluorescent tube fixtures \*\* Minimum flux guaranteed according to EN 60598-2-22

## SLG

	W*	Order code	Description	N° LED	Flux SA lm	AC/DC W	Weight kg	Pack single
	8	<b>17364</b>	F65 LED 8W IP65 SLG	12	270	5	0.8	1/12
	11	<b>17365</b>	F65 LED 11W IP65 SLG	12	390	6	0.8	1/12
	24	<b>17366</b>	F65 LED 24W IP65 SLG	12	550	8	0.8	1/12

## SICURO 24V

	W*	Order code	Description	N° LED	Flux SA lm	AC/DC W	Weight kg	Pack single
	24	<b>17367</b>	F65 LED 24W IP65 SLGS 24V	12	340		0.8	1/12
	24	<b>17875</b>	F65 LED 24W IP65 SLGS 24V LS-UV	12	340		0.8	1/12

## HT

Mains voltage power supply

	W*	Order code	Description	N° LED	Flux SA lm	AC/DC W	Weight kg	Pack single
	8	<b>17435</b>	F65 LED 8W IP65 HT	12	270		0.8	1/12
	11	<b>17436</b>	F65 LED 11W IP65 HT	12	390		0.8	1/12
	24	<b>17437</b>	F65 LED 24W IP65 HT	12	550		0.8	1/12

### WALL INSTALLATION WITH SPIRIT LEVEL



- SPIRIT LEVEL

### CEILING MOUNTING




### RECESSED MOUNTING



**19040** RECESSED BOX + F65 FRAMES

supplied

### RECESSED MOUNTING ON SUSPENDED CEILING



**19041** SUSPENDED CEILING BRACKET F65


to be ordered separately

**CABLE GLAND**



- PG16/PG20 ADAPTER supplied

**CABLE GROMMETS**



- 3 IP CABLE GROMMETS supplied

**RECESSED INTO SUSPENDED CEILING**



**19041** CEILING BRACKET F65 to be ordered separately

**19042** DOUBLE SIDED SCREEN WITH LEFT/RIGHT ARROWS to be ordered separately

**19043** DIFFUSER SUSPENDED WITH DOWN ARROWS to be ordered separately

**WALL MOUNTING**



**19045** WALL BRACKET to be ordered separately

**19042** DOUBLE SIDED SCREEN WITH DOWN ARROWS to be ordered separately

**19043** DIFFUSER SUSPENDED WITH DOWN ARROWS to be ordered separately

**EXIT SIGNS** (Visibility distance VD in table)



**19044** ADHESIVE RIGHT, LEFT, DOWN supplied

**AUTORIPARA BATTERY**



**AUTORIPARA SYSTEM:**

Inserting the Autoripara Battery, the device doubles the power or autonomy, and intervenes in the case of malfunctioning of the main battery

**RA01** AUTORIPARA BATTERY SYSTEM (NIMH 3,6V 1,2Ah)

**RA03** AUTORIPARA BATTERY SYSTEM (NIMH 3,6V 1,7Ah)